Multiple District 22

As of October 2026 Cumulative

Year	New Clubs	Dropped Clubs	Gain/ Loss Clubs	New Members	Charter Members	Reinstate Members	Transfer Members	Total Member Added	Total Members Dropped	Gain/ Loss Members
2022-2023	2	2	0	548	62	25	48	683	664	19
2023-2024	5	5	0	593	122	30	32	777	754	23
2024-2025	4	12	-8	483	89	55	34	661	915	-254
2025-2026	4	4	0	455	88	113	37	693	775	-82
2026-2027	0	0	0	131	0	14	7	152	146	6
Average	**3**	**5**	**-2**	**442**	**72**	**47**	**32**	**593**	**651**	**-58**

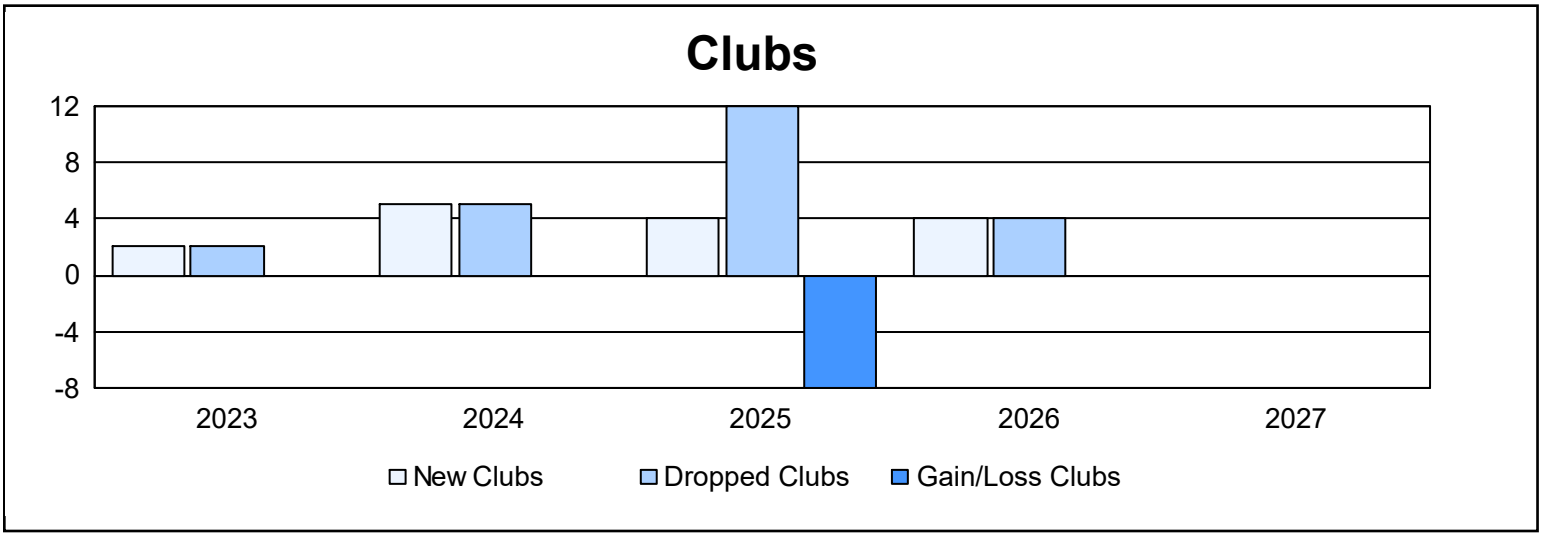

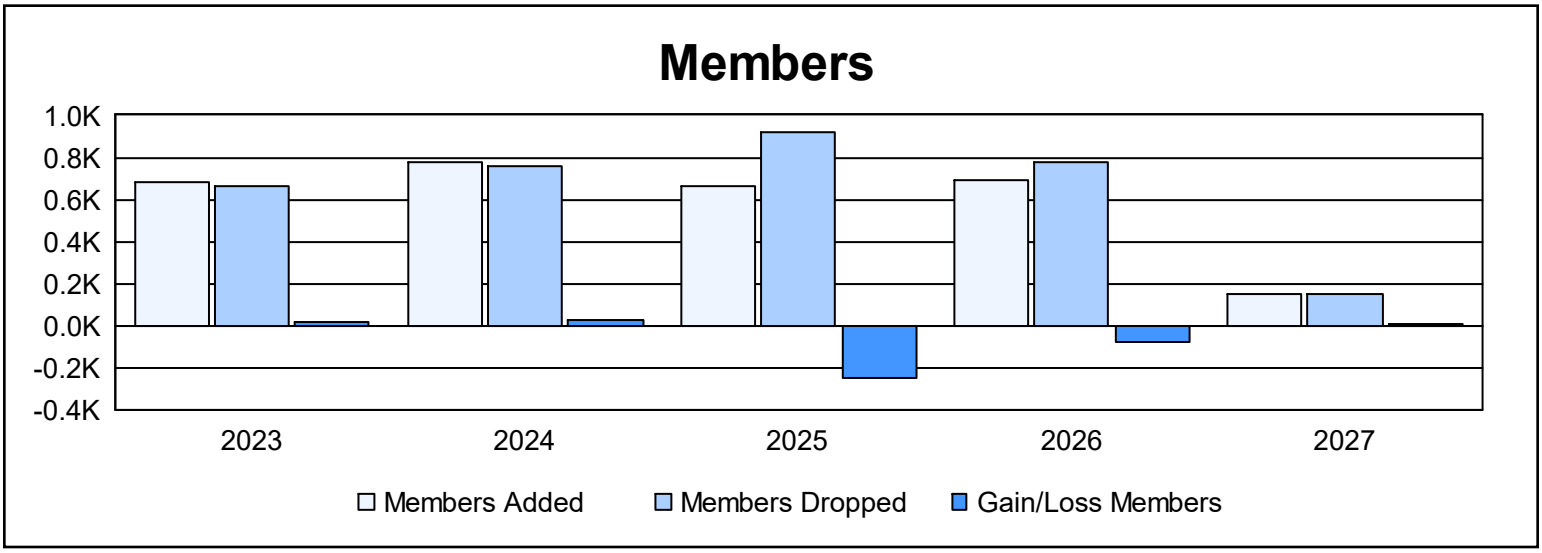

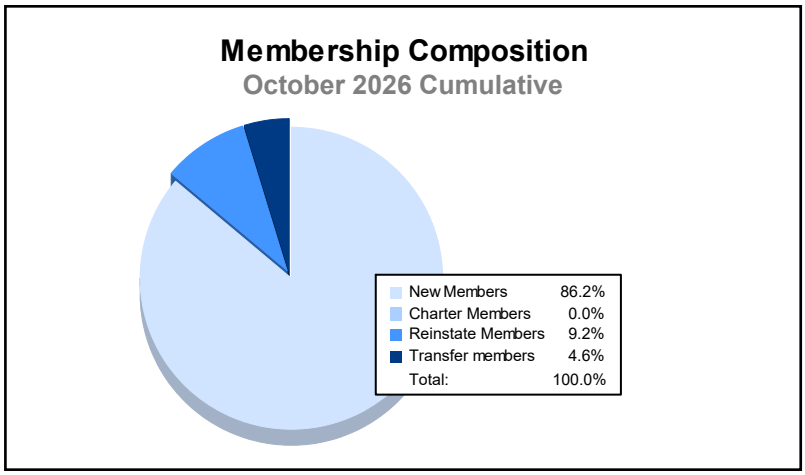
Membership Composition
October 2026 Cumulative
New Members 86.2%
Charter Members 0.0%
Reinstate Members 9.2%
Transfer members 4.6%
Total: 100.0%

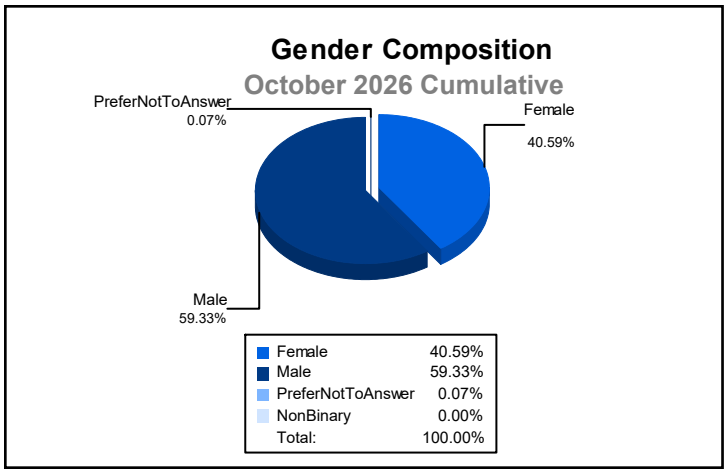
Gender Composition
October 2026 Cumulative
PreferNotToAnswer
0.07%
Female
40.59%
Male
59.33%
Female 40.59%
Male 59.33%
PreferNotToAnswer 0.07%
NonBinary 0.00%
Total: 100.00%